

**REVERSIBLE • DURABLE • UNIVERSAL**



**COTECH**

**EXCAVATION  
ATTACHMENTS**


•  
**BUCKETS**

••  
**THUMBS**

•••  
**COUPLERS**

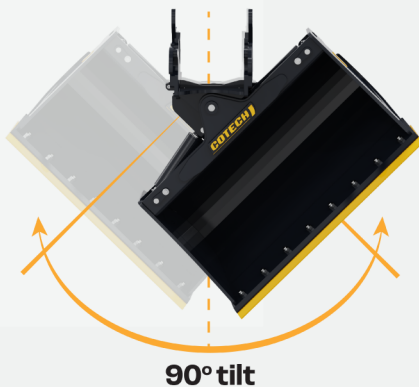
# REVERSIBLE TRENCHING AND DITCHING BUCKETS

- Entirely made of **Hardox® 450 steel**. Lighter and more durable than commercial steel.
- **All of our trenching and ditching buckets are reversible**, enabling front digging under obstacles, drains, or near building foundations. Increases operational versatility and saves time.
- Angled design to maximize raw material extraction and unloading.
- Protected exterior welds on each side to minimize contact with the ground improving durability.
- Fixed CAT-style bucket teeth to enhance productivity. Easily replaceable and universal.
- Reversible bolt-on cutting edge to prevent bucket wear and faster maintenance.
- **Available for 0.5 to 27 tons excavators.**



## REVERSIBLE TILT BUCKETS

- Entirely made of **Hardox® 450 steel**. Lighter and more durable than commercial steel.
- **90-degree pivot angle** (45 degrees on each side). Increases operating versatility regardless of the excavator's position and reduces the support staff required.
- **The reversible Cotech ears** allow front digging under obstacles, tree transplantations or near building foundations.
- Hydraulic cylinders and central pivot axis mounted on greasable bushings for superior operating precision.
- **Available for 1 to 27 tons excavators.**



# COUPLERS

## Manual Couplers:

- Compact design to increase excavator's breakout force.
- Specifically designed for each manufacturer make and models.
- Bolted locking key to enable periodic adjustments during operations to reduce downtime.
- Universal coupling of attachments.
- Available for 0.5 to 27 tons excavators.



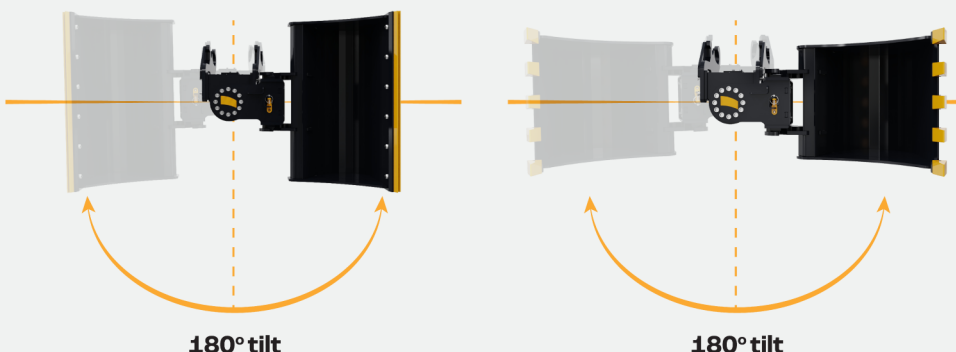
## Hydraulic Couplers:

- Fast installation designed to respect each OEM make and model specifications.
- Safest coupler of the industry (ISO 13031 safety standard):
  - 1 - Two-step locking system.
  - 2 - Control box with audible alarm.
  - 3 - Maximum locking delay before automatic retraction of the locking key.
  - 4 - The control box reads the excavator's voltage to ensure it's operational.
  - 5 - Additional mechanical locking on the cylinder as precaution against hydraulic hose failure.
  - 6 - The hydraulic coupler system continuously sends a hydraulic pressure to allow the locking key to maintain its position.
- Possibility to switch from hydraulic to manual mode at any time.
- Available for 3 to 27 tons excavators.



## Tilt Actuator Couplers:

- 180-degree pivot angle (90 degrees on each side).
- Enables to tilt all of your Cotech excavation attachments which increases productivity and uptime.
- Compatible with the reversible Cotech ears of our trenching and ditching buckets.



# ADJUSTABLE HYDRAULIC THUMBS

- Entirely made of **Hardox® 450 steel**. Lighter and more durable than commercial steel.
- **Bolt-on adjustable thumb length** according to bucket size and operator preference. Improves operation versatility.
- Adjustable thumb stopper to prevent damage to the cylinder. Smoother thumb closure and increased durability.
- Optional bolt-on thumb widening kit to increase grapple strength.
- **Available for 3 to 10 tons excavators.**



## RAKES AND RIPPERS

- Entirely made of **Hardox® 450 steel**.
- Clear and remove roots, limbs and brush while keeping the valuable soil. Reduces transportation cost and maximizes truck loading efficiency.
- Combine it with the hydraulic thumb widening kit for superior grapple strength.



- Entirely made of **Hardox® 450 steel**.
- Powerful tool for cutting through rocks, hard and frozen terrain. Keeps your machines running regardless of the job site conditions.



89 Villeray Street, L'Isle-Verte, QC  
Canada G0L 1L0

1-877-898-4440  
cotech.ca



EQUIPMENT  
MANUFACTURER

• SNOW REMOVAL

•• EXCAVATION

••• AGRICULTURAL

