

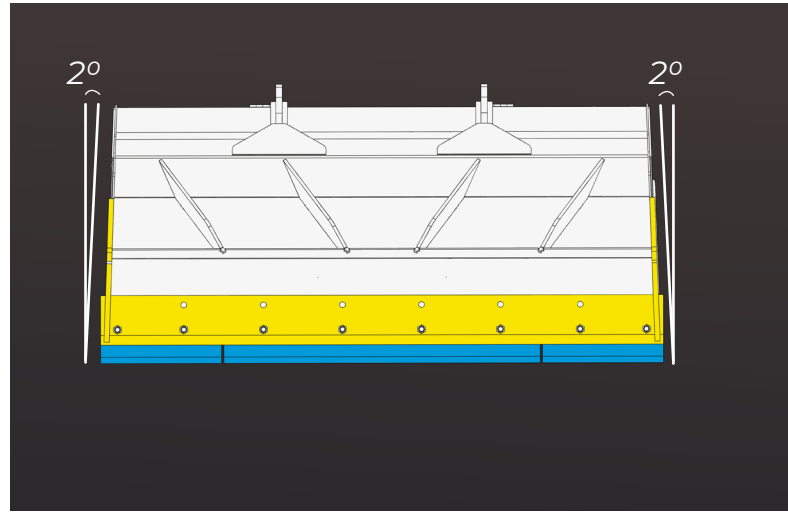


EXCAVATION - CONSTRUCTION

# LOADER EQUIPMENTS



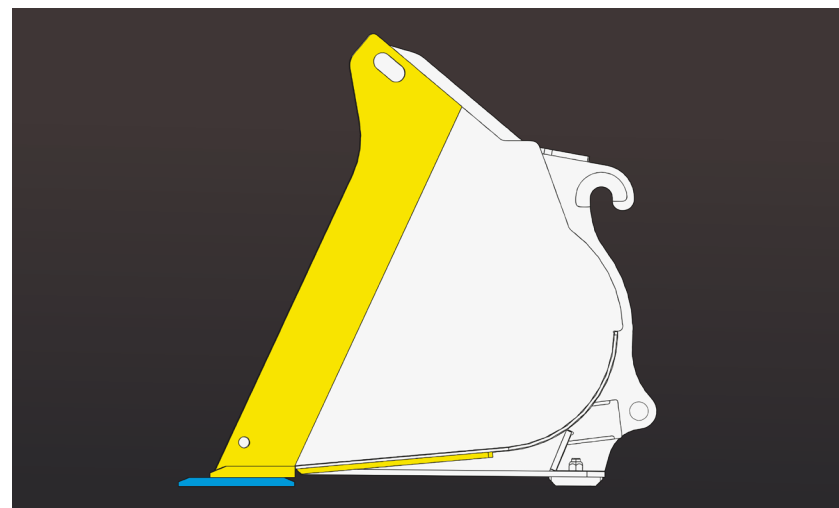
COTECH - 412 route de la station - Saint-Éloi (QC) G0L 2V0  
[www.cotech.ca](http://www.cotech.ca)



2 degrees tapered structure designed to load and dump efficiently.

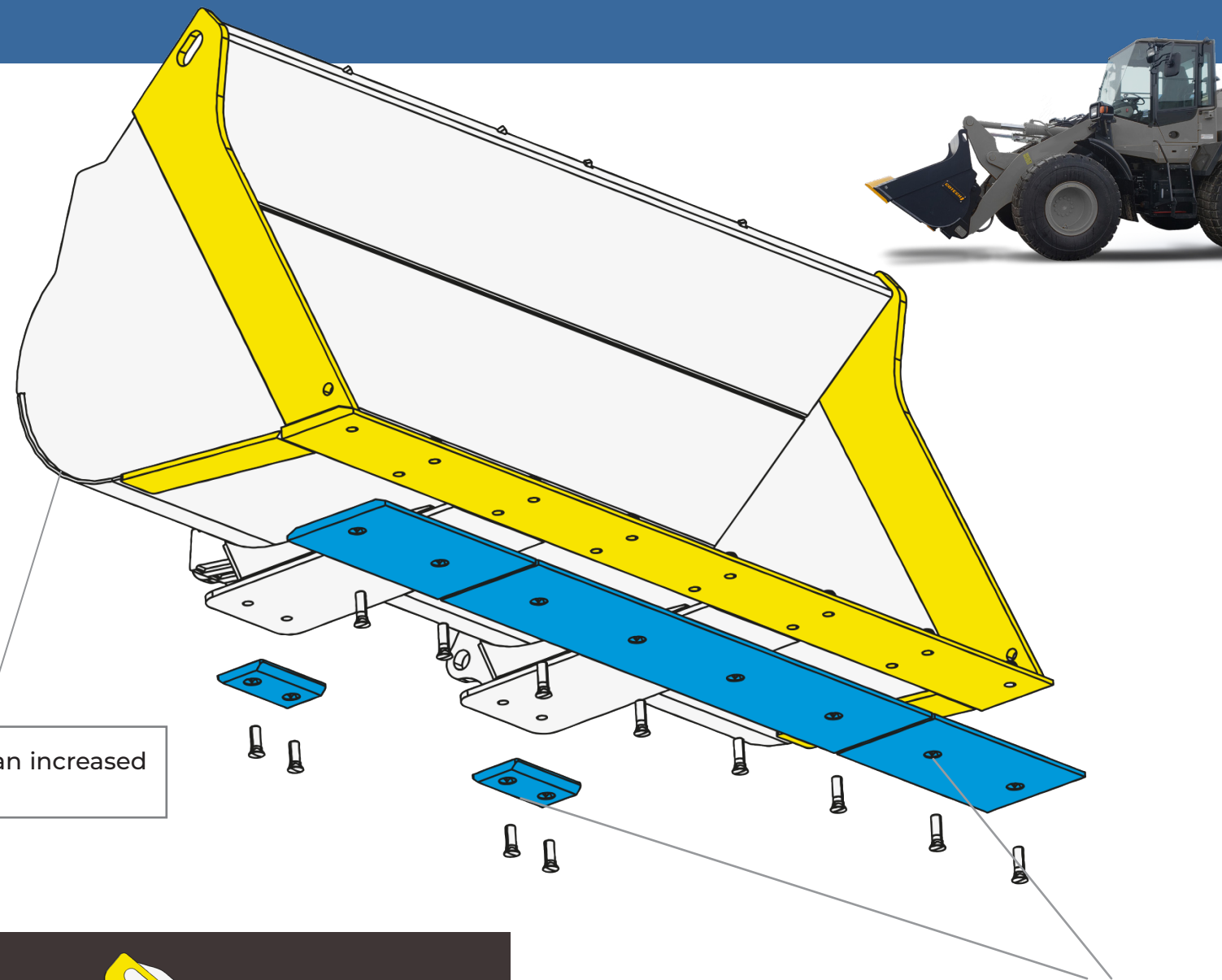


**HARDOX 450 3/16"**  
EQUIVALENT TO 1/2 INCH COMMERCIAL  
STEEL AT IMPACT RESISTANCE WHILE  
BEING 59% LIGHTER.



Protected welds for an increased service life.

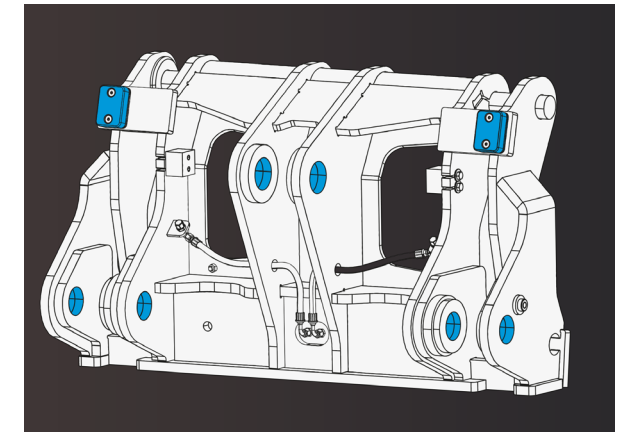
Leading edge pieces made from HARDOX 450® that offer extreme wear resistance. Increases service life of the bucket.



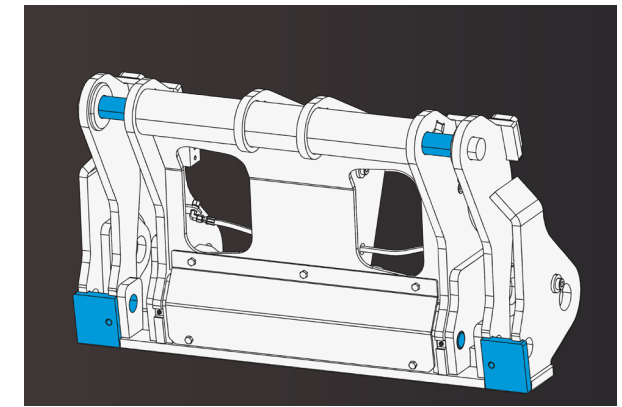
Bolted wear parts easily interchangeable for minimum downtime and ease of maintenance.



**HYDRAULIC COUPLERS**



Rugged structure for optimal visibility.



Welded structure assembly. Precisely machined axes and stopper.


**PALLET FORKS**



# WHEEL LOADER EQUIPMENT

## BUCKETS

MODEL	CAPACITY V/CU	WIDTH	HEIGHT	WEIGHT (LBS)	ATTACH	BLADE OPTION	RECOMMENDED SPECS OF THE MACHINE		
							VC	HP	LBS
EWBU-078-110V-C	1,1 VC	78"	36"	800	AS REQUIRED	BOLTED	1	60	10 000
EWBU-084-140V-C	1,4 VC	84"	39"	950	AS REQUIRED	BOLTED	1,5	75	13 000
EWBU-094-200V-C	2 VC	94"	45"	1 200	AS REQUIRED	BOLTED	2	120	18 000
EWBU-101-250V-C-ISO	2,5 VC	101"	48"	1 902	ISO	BOLTED	2,5	130	26 000
EWBU-106-300V-C-ISO	3 VC	106"	50"	2 432	ISO	BOLTED	3	150	30 000
EWBU-108-350V-C-ISO	3,5 VC	108"	50"	2 634	ISO	BOLTED	3,25	170	35 000



## PALLET FORKS

MODEL	CAPACITÉ @24"	WIDTH	HEIGHT	FORK LENGTH	WEIGHT (LBS)	FORK TYPE	ATTACH
FPS48-55-48	5 500	48"	32"	48"	528	FIXE	SKID
FPF48-55-48	5 500	48"	30"	48"	650	FLOATING	AS REQUIRED
FPF48-75-48	7 500	48"	30"	48"	775	FLOATING	AS REQUIRED
FPF48-100-48	10 000	48"	36"	48"	998	FLOATING	AS REQUIRED
EFW-ISO-80-140-72	14 000	84"	40"	48"	1 874	FIXE	ISO

# SKID EQUIPMENT

## BUCKETS

MODEL	CAPACITY V/CU	WIDTH	HEIGHT	WEIGHT (LBS)	ATTACH	BLADE OPTION	RECOMMENDED SPECS OF THE MACHINE	
							HP	LBS
BS-66-SKID	0.55VC	66"	25"	457	SKID	TOOTH OR BOLTED	60	7 500
BS-72-SKID	0.60VC	72"	25"	487	SKID	TOOTH OR BOLTED	75	9 000
BS-78-SKID	0.65VC	78"	25"	587	SKID	TOOTH OR BOLTED	75	10 000
BS-84-SKID	0.70VC	84"	25"	623	SKID	TOOTH OR BOLTED	100	12 500



## PALLET FORKS

MODEL	CAPACITÉ @ 24"	WIDTH	HEIGHT	FORK LENGTH	WEIGHT (LBS)	FORK TYPE	ATTACH
FPS48-55-48	5 500	48"	32"	48"	528	FIXE	SKID
FP54-C3-48	7 500	54"	25"	48"	604	FIXE	AS REQUIRED
FPF48-55-48	5 500	48"	30"	48"	650	FLOATING	AS REQUIRED



COTECH  
412 route de la station  
Saint-Éloi (QC)  
www.cotech.ca

